


[Click here to Know more](#)



## Bandhan S&P BSE Sensex ETF<sup>§</sup> (BSE scrip code: 540154)

An open ended scheme tracking S&P BSE Sensex Index  
(Formerly known as IDFC S&P BSE Sensex ETF)

An open-ended Exchange Traded Fund that seeks to provide returns that, before expenses, closely correspond to the total return of the S&P BSE Sensex, subject to tracking errors.

### PORTFOLIO

(30 September 2023)

Name of the Instrument	% to NAV
<b>Equity and Equity related Instruments</b>	<b>99.59%</b>
<b>Banks</b>	<b>35.76%</b>
HDFC Bank	15.37%
ICICI Bank	8.88%
Axis Bank	3.91%
Kotak Mahindra Bank	3.31%
State Bank of India	3.06%
IndusInd Bank	1.23%
<b>IT - Software</b>	<b>15.14%</b>
Infosys	6.82%
Tata Consultancy Services	4.80%
HCL Technologies	1.74%
Tech Mahindra	1.02%
Wipro	0.76%
<b>Petroleum Products</b>	<b>10.78%</b>
Reliance Industries	10.78%
<b>Diversified FMCG</b>	<b>8.17%</b>
ITC	5.24%
Hindustan Unilever	2.93%
<b>Automobiles</b>	<b>5.30%</b>
Mahindra & Mahindra	1.97%
Maruti Suzuki India	1.83%
Tata Motors	1.50%
<b>Construction</b>	<b>4.87%</b>
Larsen & Toubro	4.87%
<b>Finance</b>	<b>3.88%</b>
Bajaj Finance	2.77%
Bajaj Finserv	1.11%
<b>Consumer Durables</b>	<b>3.62%</b>
Asian Paints	1.89%

#### FUND FEATURES:

(Data as on 30th September'23)

**Category:** Exchange Traded

**Inception Date:** 7th October 2016

**Monthly Avg AUM:** ₹ 1.00 Crores

**Fund Manager:** Mr. Nemish Sheth (w.e.f 1st November 2021)

**Benchmark:** S&P BSE Sensex TRI

**Exit Load:** Nil

#### Other Parameters:

**Beta:** 0.99

**R Squared:** 1.00

**Standard Deviation (Annualized):** 14.22%

**SIP (Minimum Amount):** NA

**SIP Frequency:** NA

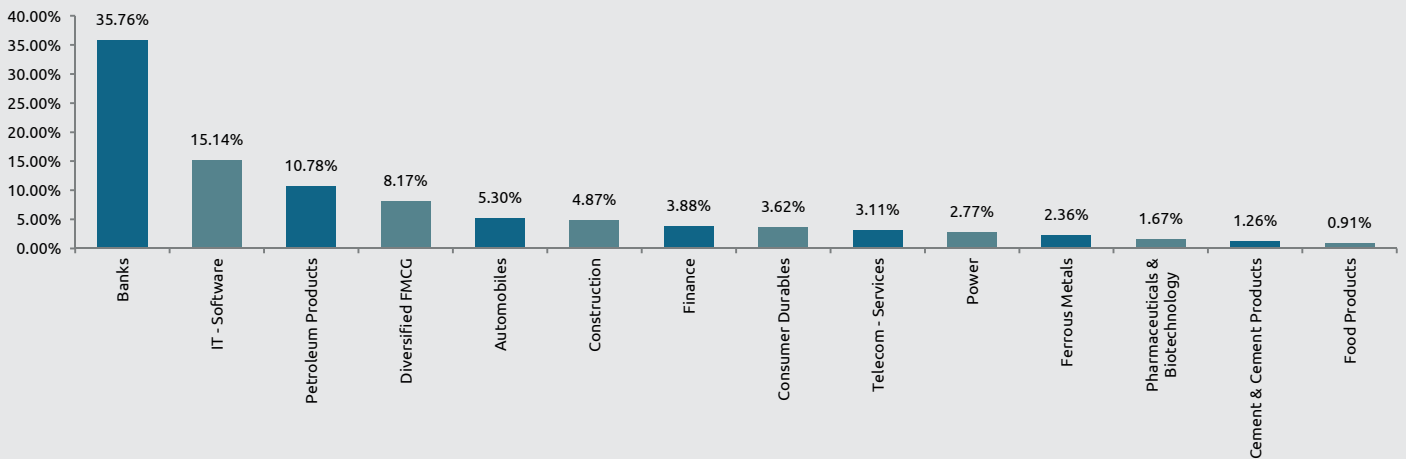
**SIP Dates (Monthly):** NA

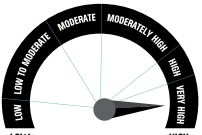
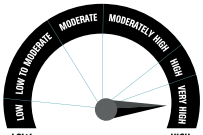
<sup>§</sup>With effect from 13th March 2023, the name of "IDFC S&P BSE Sensex ETF" has changed to "Bandhan S&P BSE Sensex ETF"

Ratios calculated on the basis of 3 years history of monthly data.

<b>PORTFOLIO</b>		<b>(30 September 2023)</b>	
<b>Name of the Instrument</b>		<b>% to NAV</b>	
Titan Company		1.72%	
<b>Telecom - Services</b>		<b>3.11%</b>	
Bharti Airtel		3.11%	
<b>Power</b>		<b>2.77%</b>	
NTPC		1.55%	
Power Grid Corporation of India		1.21%	
<b>Ferrous Metals</b>		<b>2.36%</b>	
Tata Steel		1.39%	
JSW Steel		0.97%	
<b>Pharmaceuticals &amp; Biotechnology</b>		<b>1.67%</b>	
Sun Pharmaceutical Industries		1.67%	
<b>Cement &amp; Cement Products</b>		<b>1.26%</b>	
UltraTech Cement		1.26%	
<b>Food Products</b>		<b>0.91%</b>	
Nestle India		0.91%	
<b>Net Cash and Cash Equivalent</b>		<b>0.41%</b>	
<b>Grand Total</b>		<b>100.00%</b>	

### INDUSTRY ALLOCATION



Scheme risk-o-meter	This product is suitable for investors who are seeking*	Benchmark risk-o-meter
 <p>Investors understand that their principal will be at Very High risk</p>	<ul style="list-style-type: none"> <li>To create wealth over long term.</li> <li>Investing in equity and equity related instruments forming part of S&amp;P BSE Sensex Index.</li> </ul> <p>*Investors should consult their financial advisers if in doubt about whether the product is suitable for them.</p>	 <p>S&amp;P BSE Sensex TRI</p>